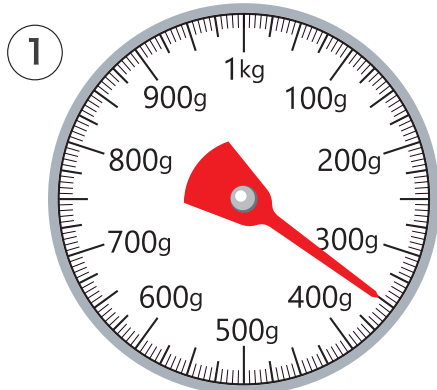
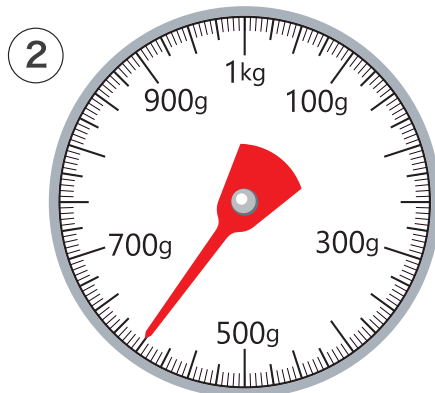


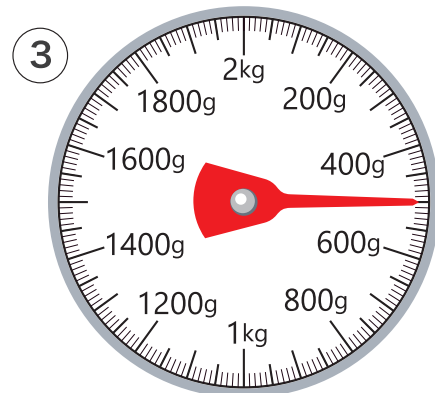
1 つぎの はかりの はりがさしている 重さは 何gでしょう。



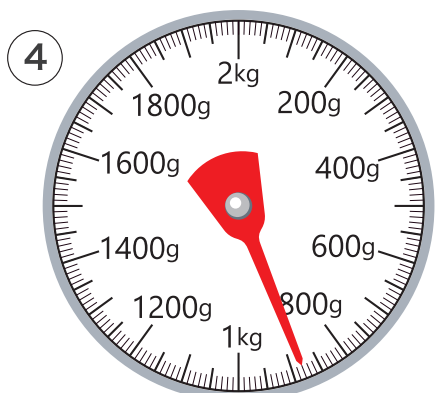
350g



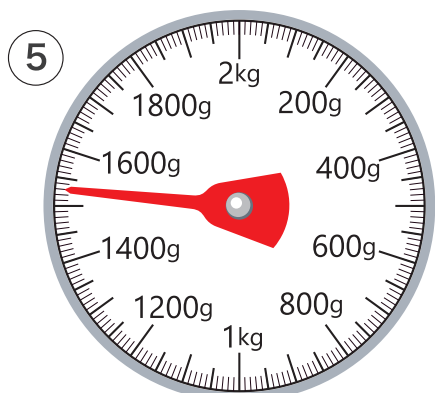
600g



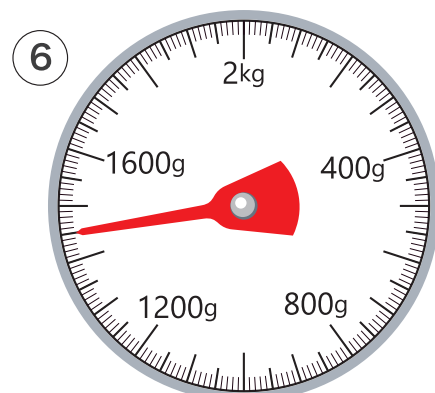
500g



880g



1530g



1450g

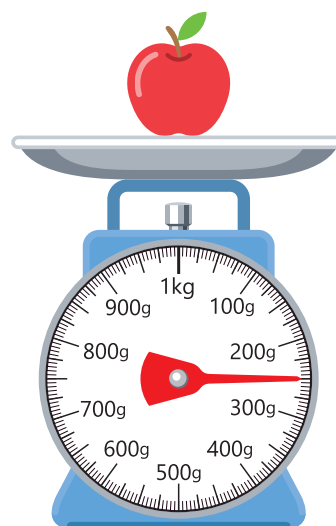
2 つぎの はかりを見て 答えましょう。

① このはかりでは何 kg まで
はかれますか

1 kg

② りんごの重さは何 g ですか

250g



1 □ に あてはまる 数を 書きましょう。

① $1\text{ kg} = 1000\text{ g}$ ② $2000\text{ g} = 2\text{ kg}$

③ $6000\text{ g} = 6\text{ kg}$ ④ $3280\text{ g} = 3\text{ kg } 280\text{ g}$

⑤ $5\text{ kg } 30\text{ g} = 5030\text{ g}$ ⑥ $2\text{ kg } 400\text{ g} = 2400\text{ g}$

⑦ $1000\text{ kg} = 1\text{ t}$ ⑧ $5\text{ t} = 5000\text{ kg}$


⑨ $7600\text{ kg} = 7\text{ t } 600\text{ kg}$

2 □ に あてはまる 重さのたんいを 書きましょう。

① みほさんの体重… 27 kg ② 本の重さ… 200 g

③ 犬の重さ… 10 kg ④ トラックの重さ… 10 t

⑤ ぞうの重さ… $5\text{ t } 800\text{ kg}$



計算しましょう。

$$\textcircled{1} \quad 200 \text{ g} + 300 \text{ g} = \boxed{500} \text{ g}$$

$$\textcircled{2} \quad 500 \text{ g} + 800 \text{ g} = \boxed{1} \text{ kg} \boxed{300} \text{ g}$$

$$\textcircled{3} \quad 600 \text{ g} + 900 \text{ g} = \boxed{1} \text{ kg} \boxed{500} \text{ g}$$

$$\textcircled{4} \quad 700 \text{ kg} + 400 \text{ kg} = \boxed{1} \text{ t} \boxed{100} \text{ kg}$$

$$\textcircled{5} \quad 3 \text{ kg } 400 \text{ g} + 600 \text{ g} = \boxed{4} \text{ kg}$$

$$\textcircled{6} \quad 5 \text{ kg } 800 \text{ g} + 340 \text{ g} = \boxed{6} \text{ kg} \boxed{140} \text{ g}$$

$$\textcircled{7} \quad 2 \text{ kg } 350 \text{ g} + 3 \text{ kg } 420 \text{ g} = \boxed{5} \text{ kg} \boxed{770} \text{ g}$$

$$\textcircled{8} \quad 4 \text{ kg } 200 \text{ g} + 2 \text{ kg } 800 \text{ g} = \boxed{7} \text{ kg}$$

$$\textcircled{9} \quad 300 \text{ kg } 100 \text{ g} + 700 \text{ kg } 900 \text{ g} = \boxed{1} \text{ t} \boxed{1} \text{ kg}$$

計算しましょう。

$$\textcircled{1} 700\text{ g} - 300\text{ g} = \boxed{400}\text{ g}$$

$$\textcircled{2} 1\text{ kg} - 800\text{ g} = \boxed{200}\text{ g}$$

$$\textcircled{3} 1\text{ kg } 600\text{ g} - 900\text{ g} = \boxed{700}\text{ g}$$

$$\textcircled{4} 5\text{ kg } 200\text{ g} - 700\text{ g} = \boxed{4}\text{ kg } \boxed{500}\text{ g}$$

$$\textcircled{5} 10\text{ kg} - 3\text{ kg } 700\text{ g} = \boxed{6}\text{ kg } \boxed{300}\text{ g}$$

$$\textcircled{6} 8\text{ kg } 600\text{ g} - 5\text{ kg } 300\text{ g} = \boxed{3}\text{ kg } \boxed{300}\text{ g}$$

$$\textcircled{7} 4\text{ kg } 300\text{ g} - 1\text{ kg } 700\text{ g} = \boxed{2}\text{ kg } \boxed{600}\text{ g}$$

$$\textcircled{8} 7\text{ kg } 200\text{ g} - 3\text{ kg } 900\text{ g} = \boxed{3}\text{ kg } \boxed{300}\text{ g}$$

$$\textcircled{9} 1\text{ t} - 300\text{ kg} = \boxed{700}\text{ kg}$$